

Diploma in
Photoshop 



Summary Notes
Lesson 1



shawacademy

What is Photoshop?

Photoshop is an image editing software developed and manufactured by Adobe Systems Inc. It is a Raster Graphics Editor, meaning it is a photo editor or photo manipulation software. Photoshop quickly became and still remains the industry standard photo editing software tool. It is used a wide range of roles including Photography and Graphic Design.

It was first developed by Thomas Knoll and his brother John Knoll in 1988. Today, Thomas still works with Adobe and John is a CGI Artist that has worked on many famous film titles. Alongside Photoshop, Adobe also develops apps and mobile apps as part of the “Photoshop Family”. These apps are Photoshop Elements, Adobe Lightroom, Adobe Bridge, Adobe Camera Raw and mobile abs such as Photoshop Express or Photoshop Touch.

In its basic form software allows users to manipulate, crop, resize, and correct colour on digital photos. However, Photoshop is incredible powerful and covers a range of different tools, adjustments, masks, layers, filters and much more.

Interesting Note:

Adobe Photoshop is 1/3 of the “Holy Trinity” of Graphic Design. Combined with Adobe Illustrator, a vector based editor, and Adobe InDesign, a layout and print specialist editor, you will be equipped for almost all aspects of Graphic Design.



The term to Photoshop or photoshopping has become popular, although Adobe discourages its use. In modern culture, the term is used when referring to any altered image but highly focused on negative images on magazine covers. The term is used and linked to “Photoshop Contests” and “Photoshop Fails”. The term refers to any altered images or photos, from small touch ups to sci-fi and unrealistic images.

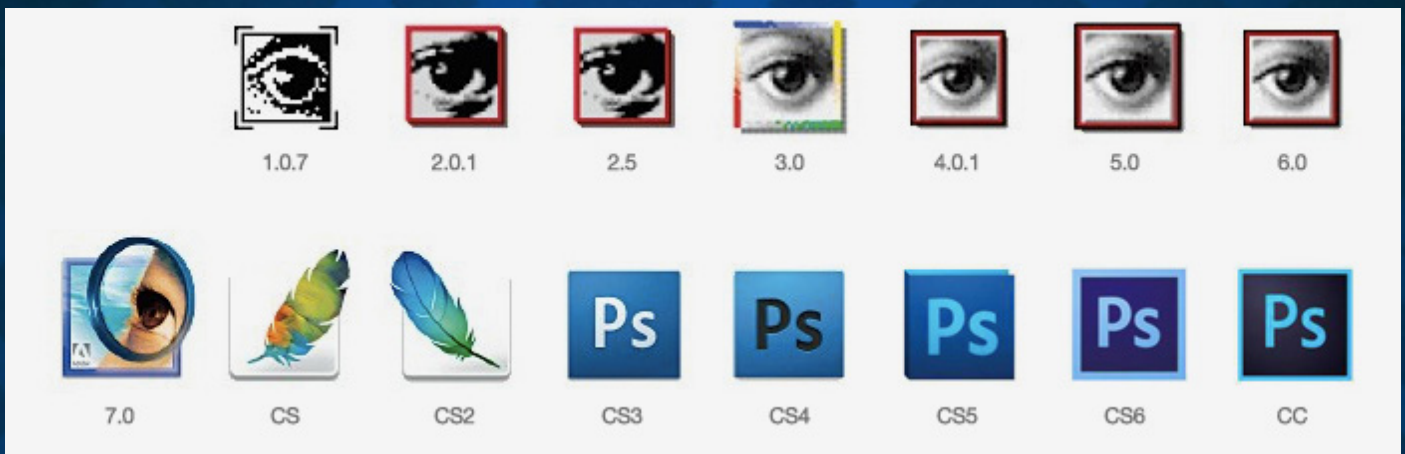


Photoshop Versions

From 1988 until 2003 Photoshop followed a number based version 1.0, 2.0, 2.5 etc..., the final version was Photoshop 7.

This changed in October 2003 with the release of Photoshop Creative Suite (CS) the Creative Suite continued until Creative Suite 6 (CS6) released in 2012.

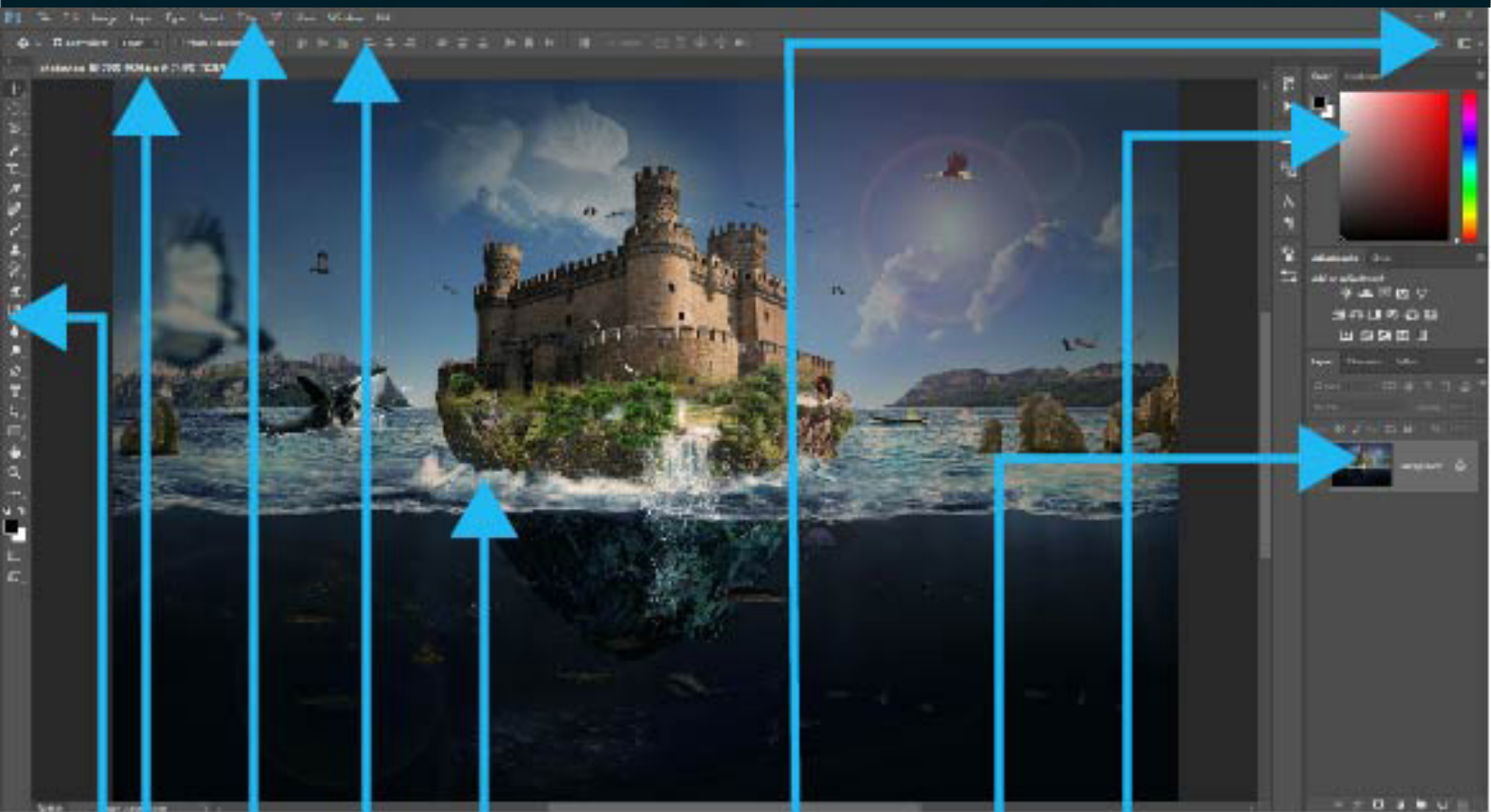
The Photoshop format changed again in 2013 to Photoshop Creative Cloud (CC), a subscription option, and continued with updates of CC 2014 and CC 2015.



The most up-to-date version is Photoshop is CC 2017.

The Photoshop Interface





Stage/image

Menu Bar

Palettes

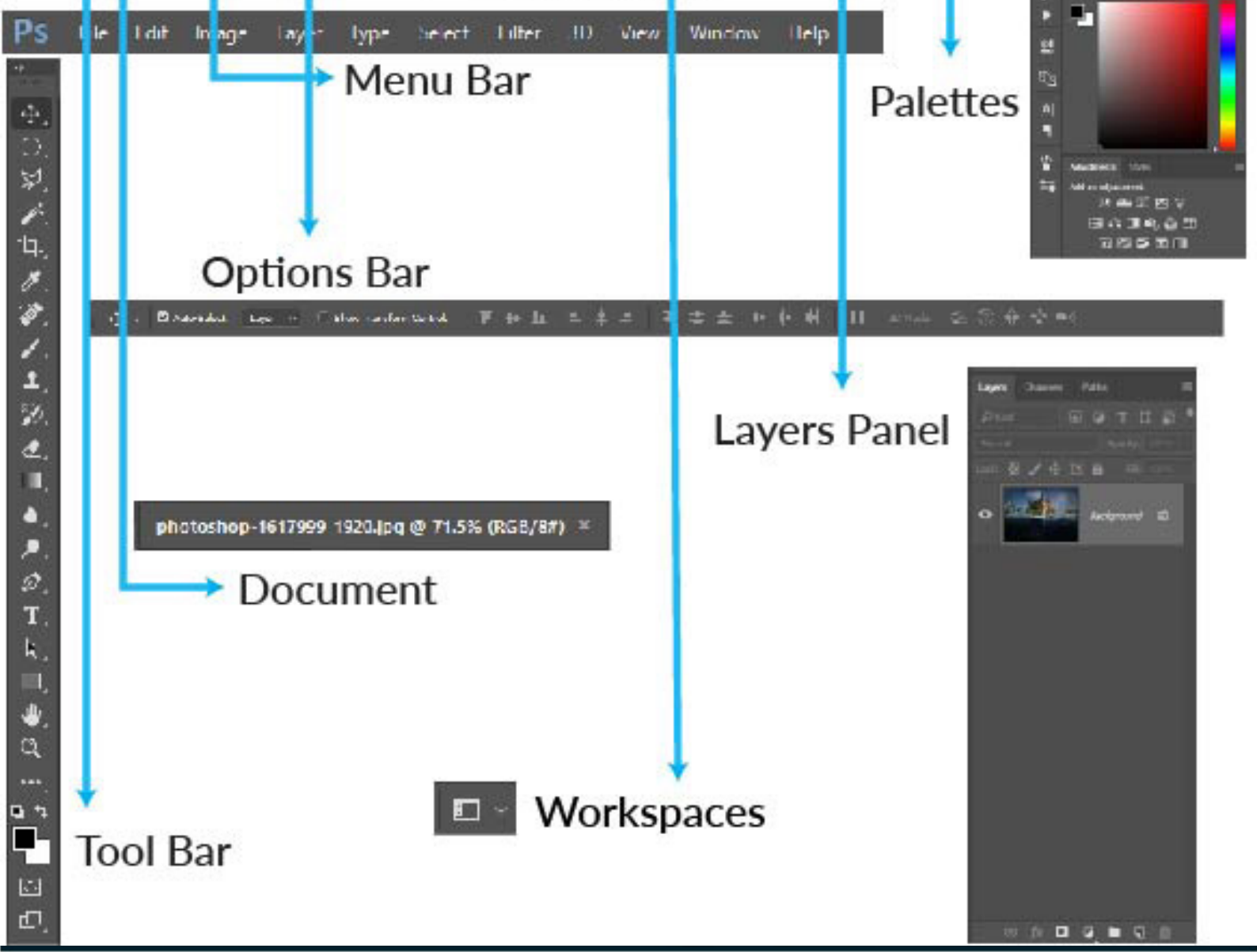
Options Bar

Layers Panel

Document

Workspaces

Tool Bar





The Photoshop Interface

Stage/Image/Document: This is the image we are planning on editing. It is the main area in which we can visually see all edits and enhancements.

Menu: The menu bar contains all elements of Photoshop from save options to filters and other methods of viewing your work. it consists of File, Edit, Image, Layer, Type, Select, Filter, 3D, View, Window and Help.

File: Contains New, Open, Save and Export options. it also contains Automate options

Edit: Undo, Copy, and other editing commands

Image: Resolution, Sizing and destructive Adjustment options

Layer: A multitude of layer options and non-destructive Adjustments.

Select: Selection options used with the aid of the selection tools.

Filter: An assortment of Plug-in and default editing options

3D: a new option to create 3D perspective work.

View: Change and customise the viewport/stage in Photoshop

Window: options to show and hide all the various tools and panels in Photoshop

Help: Online help guide.

Document Tab: displays the name of the image you are working on.

Toolbar: Displays the many different creative tools available for use in Photoshop.

Options Bar: Displays the many different options available to each individual tool.

Layers Panel: A view point of all different layers, images and text used within the edited document.

Palettes/Panels: A range of various options and properties to help you edit at a quicker and more professional standard. all of the panels can be found from the Window option in the menu.

Workspaces: Customised versions of the photoshop interface.

Photoshop Examples

